



MATH WORD PROBLEMS



How does it work?


- Students solve the problems, enter their answers in the green boxes, and press enter.
- If the answer is correct, a piece of the drawing will appear. If the answer is incorrect, nothing happens.
- The document contains 5 different worksheets. Students can navigate to the next worksheet by clicking on the tabs at the bottom.
- Students can use their own paper to work out the problems.

How to share?

- Click the picture on the next page to make a copy of the file to your Google Drive.
- You can share the worksheets with students through Google Classroom.
- Remember to assign each student a copy so they aren't all working on the same page.

Click on the picture

Click on the picture to make a copy of the file to your Google Drive.



Find me at

Teachers Pay Teachers



**Thank you for downloading.
I hope this resource is fun and
engaging for your students!**